





## NATURAL FEATURES

-  WOODLANDS
-  MODERATELY STEEP SLOPES (15% - 25%)
-  VERY STEEP SLOPES (> 25%)
-  STREAMS

BALLY/BECHTELSVILLE JOINT COMPREHENSIVE PLAN

Borough of Bechtelsville- Berks County, Pennsylvania

III-7



Landscape Architects . Engineers . Planning Consultants  
**Urban Research & Development Corporation**

28 Bethlehem Plaza . Bethlehem, Pennsylvania 18018