










## EXISTING LAND USE

-  SINGLE-FAMILY DETACHED RESIDENTIAL
-  SINGLE-FAMILY ATTACHED RESIDENTIAL
-  MULTI-FAMILY RESIDENTIAL
-  COMMERCIAL
-  INDUSTRIAL
-  PARKING
-  PUBLIC/SEMI-PUBLIC
-  PARKS/RECREATION
-  UNDEVELOPED

BALLY/BECHTELSVILLE JOINT COMPREHENSIVE PLAN  
Borough of Bally - Berks County, Pennsylvania



Landscape Architects . Engineers . Planning Consultants  
Urban Research & Development Corporation

URDC 28 Bethlehem Plaza . Bethlehem, Pennsylvania 18018